

Assignment

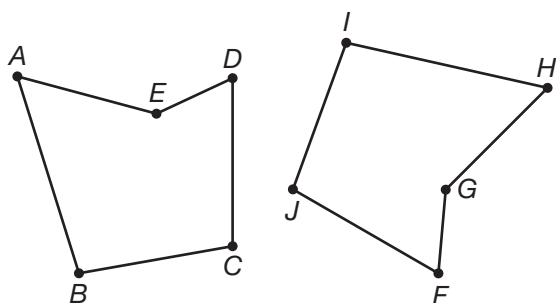
Name _____ Date _____

Glass Lanterns Introduction to Congruence

1. Summarize what you know about similar figures and dilations.
2. Summarize what you know about the relationship between congruent figures and isometries.

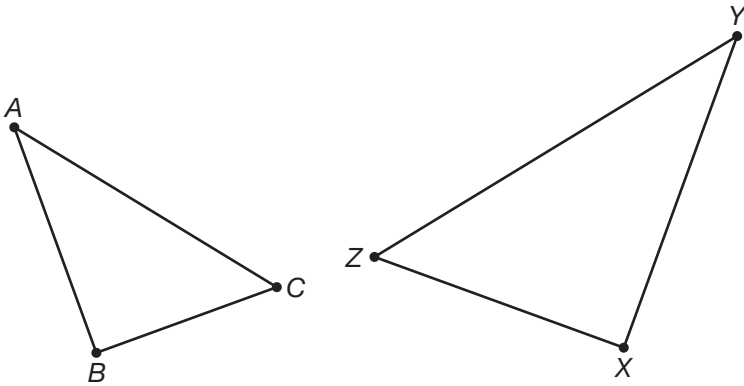
8

Use the hexagons below to answer Questions 3 and 4.



3. Use a ruler and protractor to determine whether the two hexagons are similar. If the figures are similar, write a similarity statement about them. Use a complete sentence to explain your answer.
4. Are the two hexagons congruent? If they are congruent, write a congruency statement describing the relationship. Use a complete sentence to explain your answer.

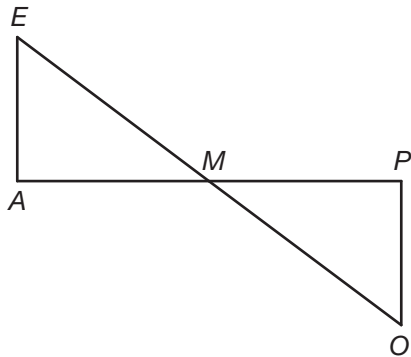
Use the figures below to answer Questions 5 and 6.



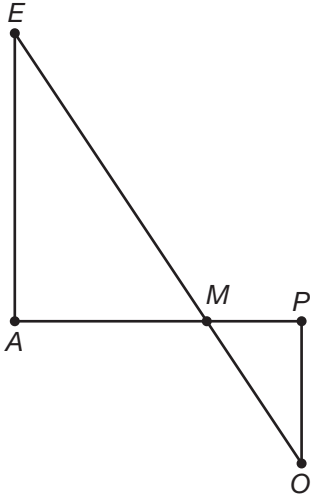
5. Use a ruler and protractor to determine whether the triangles are similar. If they are similar, write a similarity statement. Use a complete sentence to explain your answer.

6. Are the triangles congruent? If they are congruent, write a congruency statement. Use a complete sentence to explain your answer.

7. In the figure below, $\triangle EMA \cong \triangle OMP$. Name the pairs of corresponding angles and name the pairs of corresponding sides.



8. In the figure below, $\triangle EMA$ is similar, but not congruent, to $\triangle OMP$. Name the pairs of corresponding angles and name the pairs of corresponding sides.



9. Draw two congruent scalene triangles that share only a common vertex. Name the pairs of corresponding angles and name the pairs of corresponding sides. Write a congruence statement for your triangles.

-
10. Draw two congruent right triangles that share only a common side. Name the pairs of corresponding angles and name the pairs of corresponding sides. Write a congruence statement for your triangles.