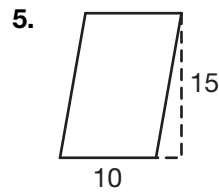
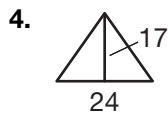
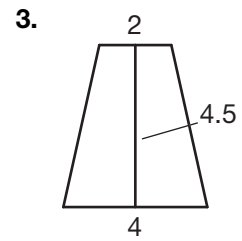
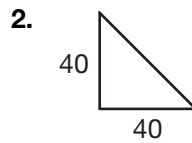
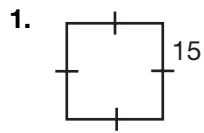


# Assignment

Name \_\_\_\_\_ Date \_\_\_\_\_

## Turn Up the Volume Volume of a Prism

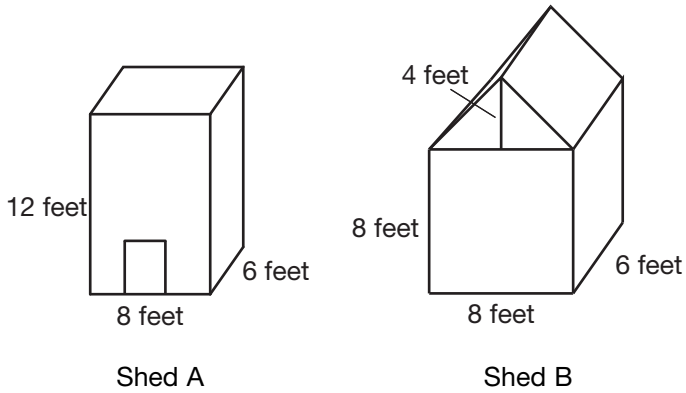
Find the area of each of the following figures. All measures are in centimeters.



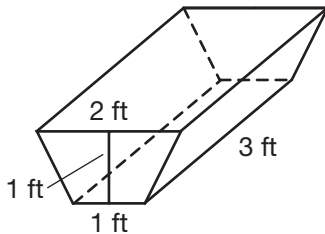
2

Read the problem scenario below. Use the scenario to answer Questions 6 through 8.

You decide you want to continue your backyard improvements and decide to build a storage shed for all of your lawn equipment. You come up with a few different designs. You want to build the shed that gives you the most space inside.



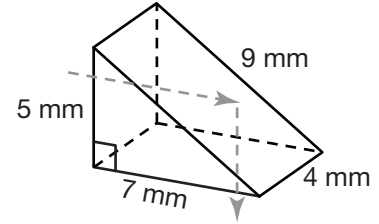
6. Find the volume of the Shed A. Explain your work in complete sentences.
  
7. Find the volume of Shed B. Explain your work in complete sentences.
  
8. Which shed should you build? Explain your answer using complete sentences.
  
9. Your last project for the patio will be the flower box. How much soil will you need to order to fill the flower box?



# Assignment

Name \_\_\_\_\_ Date \_\_\_\_\_

## Bending Light Beams Surface Area of a Prism



2

1. What is the height of the prism?
2. What is the area of the base of the prism?
3. Write an expression for the total area of the bases. Then find this area.
4. Find the area of the lateral faces.
5. Write an expression to find the total surface area of the prism. Then find the surface area. Use a complete sentence to explain your answer.

Read the problem scenario below. Use the scenario to answer Questions 6 through 9.

You are to design a new rectangular box that is to have a volume of 24 cubic inches.

6. What are the different dimensions your box could be? Find the surface area of each box.

Length (inches)	Width (inches)	Height (inches)	Volume (cubic inches)	Surface Area (square inches)

© 2008 Carnegie Learning, Inc.